
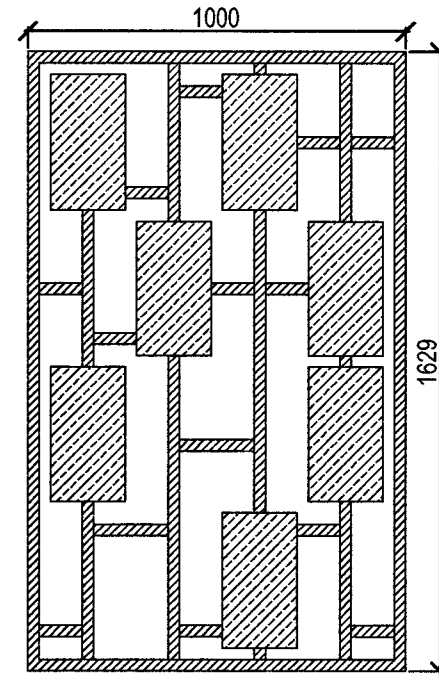


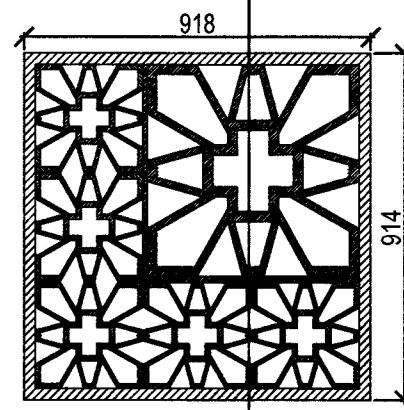
ELEVATION OF
GRC JALLI TYPE - 'A'
SCALE - 1:20



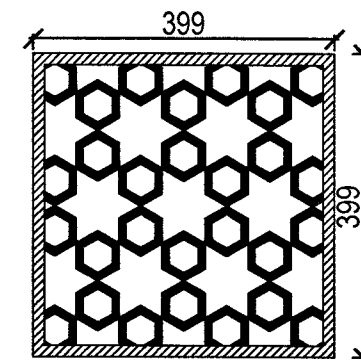
ELEVATION OF
GRC JALLI TYPE - 'B'
SCALE - 1:20



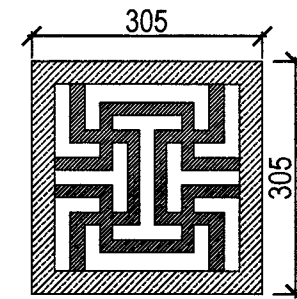
ELEVATION OF
GRC JALLI TYPE - 'C'
SCALE - 1:20



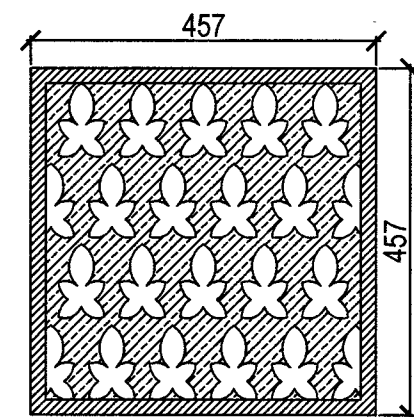
ELEVATION OF
GRC JALLI TYPE - 'D'
SCALE - 1:20




ELEVATION OF
GRC JALLI TYPE - 'E'
SCALE - 1:10



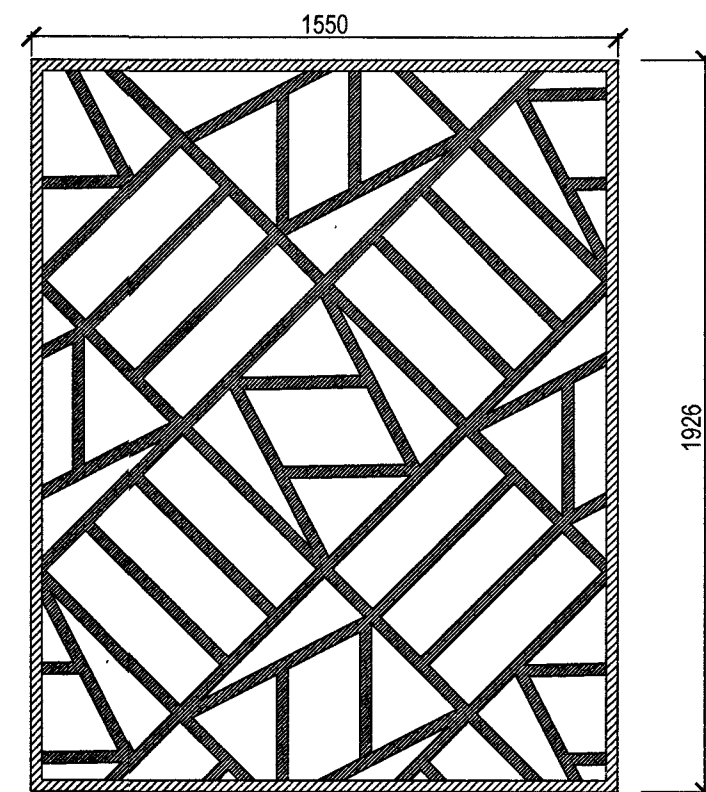
ELEVATION OF
GRC JALLI TYPE - 'F'
SCALE - 1:10




ELEVATION OF
GRC JALLI TYPE - 'G'
SCALE - 1:10



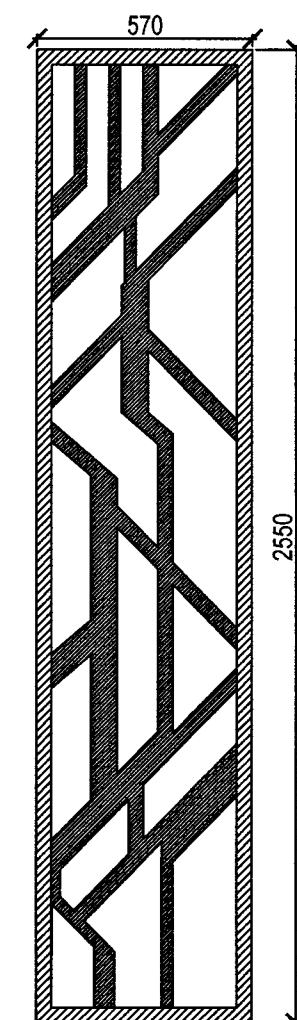
ELEVATION OF
GRC JALLI TYPE - 'H'
SCALE - 1:20



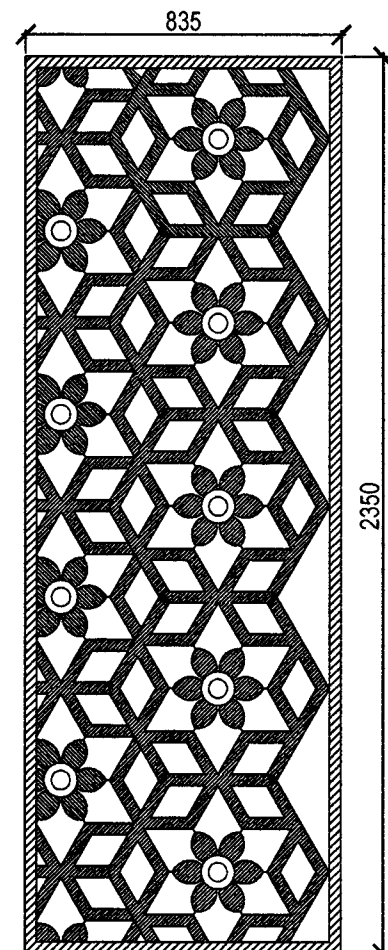
ELEVATION OF GRC JALLI TYPE - 'P'
SCALE - 1:20




ELEVATION OF GRC JALLI TYPE - 'Q'
SCALE - 1:20



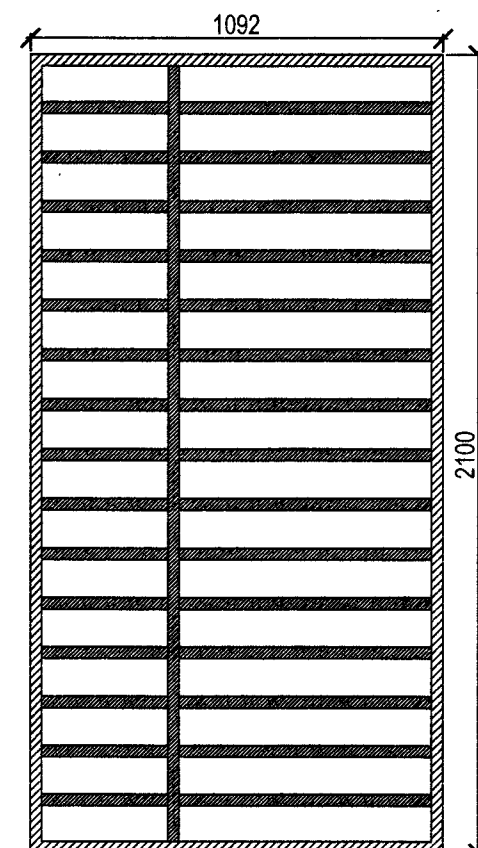
ELEVATION OF
GRC JALLI TYPE - 'J'
SCALE - 1:20



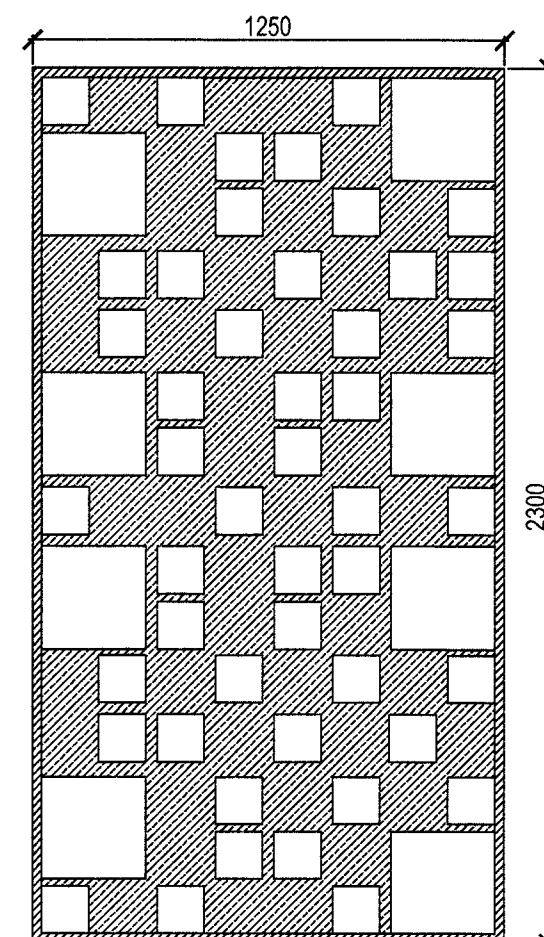
ELEVATION OF
GRC JALLI TYPE - 'K'
SCALE - 1:20



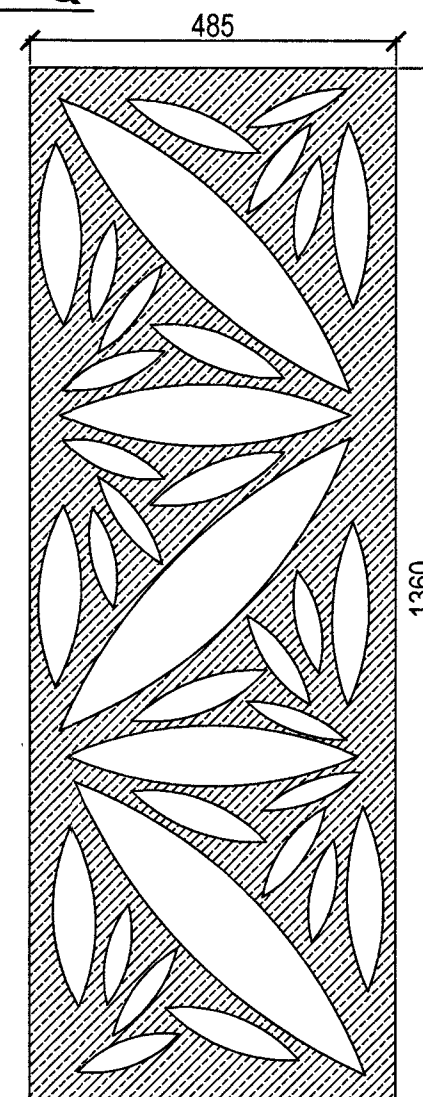
ELEVATION OF
GRC JALLI TYPE - 'L'
SCALE - 1:20



ELEVATION OF
GRC JALLI TYPE - 'M'
SCALE - 1:20



ELEVATION OF
GRC JALLI TYPE - 'N'
SCALE - 1:20



ELEVATION OF
GRC JALLI TYPE - 'R'
SCALE - 1:10

NOTES

1. CONTRACTOR TO CHECK AND VERIFY ALL DIMENSIONS BEFORE EXECUTION OF THE WORK
2. FIGURED DIMENSIONS SHALL BE FOLLOWED
3. ALL DIMENSIONS ARE GIVEN IN MILLIMETERS UNLESS OTHERWISE SPECIFIED.

S.NO	DATE	DESCRIPTION	INITIAL
------	------	-------------	---------

REVISIONS

ELEVATIONS OF GLASS REINFORCED CONCRETE (GRC) JALLI TYPE 'A' TO 'R'

DATE	23 - 03 - 2020	CHIEF NGINEER (NAVY) VISAKHAPATNAM	SHEET NO. 1 / 1
DRN	V. JAYASREE		
TCD	—		
CKD	—		
SCALE	AS SHOWN	REF DRG NO :- TD-390	

V. Jayasree
AAD (ARCH)

JT DIR (ARCH)

DIRECTOR (ARCH)
FOR CHIEF ENGINEER